

Company History

May-93: Established as a limited Liability Company.

Oct-07: Transformed to a Public Shareholding Company called Ezdan Real Estate Company.

Feb-08: Company listed on Qatar Exchange.

Nov-09: Acquired the International Housing Group, hence increasing share capital from QR4, 569 million to around QR26, 525 million.

Sep-12: Transformed to a holding company called Ezdan Holding Group acquiring significant stakes in a variety of high-growth companies in various industries including banking and financial services, healthcare, insurance and media.

Business Strategy

Our fundamental business strategy is focused on enhancing our asset base through carefully reviewed process for seizing best investment opportunities across various sectors which ensures superior investment returns for our shareholders while maintaining our role as a major partner to the State of Qatar in achieving its 2030 developmental vision.

Financial Highlights

Total Revenue
QR1, 784 Mn

Net Profit
QR1, 071 Mn

Total Assets
QR41.20 bn

Issued Capital
QR26.5 bn

Shareholder's Equity
QR28.6 bn

Earnings per Share
0.40 (QR)

Shares Outstanding
2.652 Bn shares

Market Cap
QR 45.092bn

Figures are as of year-end 2013

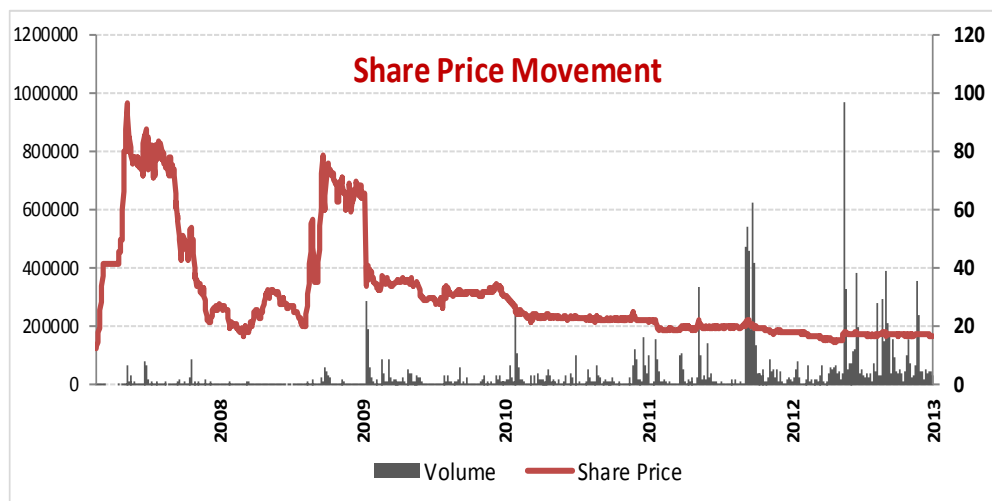
Company Highlights

- Largest real estate Company in the Gulf region.
- Third largest company by market capitalization in Qatar Exchange with market cap of QR45 billion in 2013.
- One of the five largest companies listed in the stock markets in the Arab region in terms of Issued capital.
- Ranked No.17 within all industries category in Forbes magazine's list of 500 largest Arab corporations in 2013.
- ISO 9001:2008 certified.

Basic Operating Segments

The current principal activities of the Group and its subsidiaries are concentrated in three main sectors as follows:

- Real estate development sector specializing primarily in developing, owning, trading and renting of residential & commercial real estate and developing and managing shopping malls and commercial centers.
- Hospitality sector which includes management of hotels and hotel apartments and suites and restaurants with the current portfolio of the Group encompassing Ezdan hotel towers in Dafna area and Ezdan hotel in Al shamal road.
- Investment sector which includes investment activities in equities and bonds where the Group currently owns significant equity stakes across a variety of high-growth leading companies in various sectors including Banking, Healthcare, Insurance and Media.



Currency: QR

Par Value/Share: 10

Auditors: Ernst & Young

Symbol: ERES

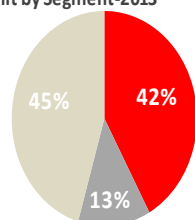
ISIN: QA000AONE8B4

Sector: Real Estate

Share Data	2013	2012	2011	2010	2009	2008
Highest Price	18.25	22.34	30.8	43.2	86.4	96.8
Lowest Price	14.81	17.65	21.3	26.2	16	12.3
Closing Price	17	18.2	22.19	30.5	65.9	27
Market Cap. (mil)	45,092	48,275	58,859	80,901	30,110	12,336
No. of Subscribed Shares (in mil shares)	2,652.50	2,652.50	2,652.50	2,652.50	2,652.50	456.90

Financial Highlights

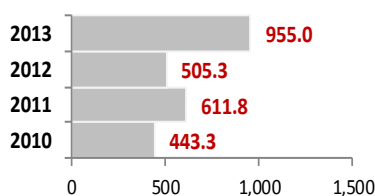
Net Profit by Segment-2013



■ Residential & commercial property

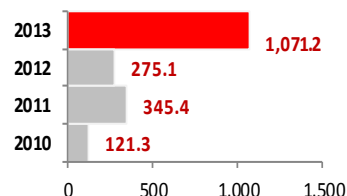
Rental Revenue

In QR Mn



Net Profit

In QR Mn



Contact Information

Ezdan Holding Group (QSC)
Ezdan Tower 4, 2nd Floor
PO Box 30503
West Bay, Doha

Tel: + (974)-44332333
Fax: + (974)-44796570
E-mail: IR@ezdanholding.qa